


Get back to nature, get closer to the sky.



Cable car shrine and love fortune at the Sanjo Station. Sales of red seals and ema.



Cable cars made in Switzerland having the longest route distance in West Japan.



Plenty of flowers of seasons and natural trees are on the railroad.

Blue car: Kanata
Yellow: Haruka

Cable car

Outline of cable car

Route distance: 1,100m
Diameter of funicular line (rope): 38mm
Operating speed: 14km/hour
Fixed number: 112 passengers (operational capacity of 80 people)
Maximum incline: 28°
Manufactured by:
CWA Constructions in Switzerland
<Barrier-free car>

Fee

Adult: Roundtrip ticket is 820 yen.
One-way ticket is 430 yen.
Child: Roundtrip ticket is 410 yen.
One-way ticket is 220 yen.

- Group discount is available. (To be reserved by fax 3 days in advance.) (For more details, contact us).
- Senior discount and disabled discount are available.
- Adult: Junior high school students or older;
Child: Primary school students or younger
- Infant: The youngest infant accompanied by one adult is not charged. (For the infant(s) older than the youngest one, the fee is necessary).

The cable cars have the longest route distance in Kyushu. Total distance from the Sanroku Station to the Sanjo Station is 1,100m. These cars bring you through greenery with the altitude difference of 440m in about six minutes. You can enjoy the splendid panoramic view which is changing every second from all glass-covered car windows.

Cable car & slope car through roundtrip ticket

Adult: 1,230 yen / Child: 620 yen

Slope car

Outline of slope car


Route distance: 159m
Operating speed: 3 km/h
Fixed number: 40 passengers
Climbing incline: Maximum 22°
Vehicle: Self-traveling monorail type
<Barrier-free car>

Fee

Adult: Roundtrip ticket is 420 yen.
One-way ticket is 210 yen.
Child: Roundtrip ticket is 220 yen.
One-way ticket is 110 yen.

- Group discount is available. (To be reserved by fax 3 days in advance.) (For more details, contact us).
- Adult: Junior high school students or older; Child: Primary school students or younger
- Infant: The youngest infant accompanied by one adult is not charged. (For the infant(s) older than the youngest one, the fee is necessary).

After riding on the cable car, these slope cars bring you to the top of mountain. There was nothing to interrupt the view from all glass-covered car windows. You are surprised with this large panoramic view from Kita-Kyushu city to Kanmon. You can enjoy the daytime scene and also the night scene just like a jewelry box. It takes about three minutes to the observatory at the mountain top.



The view from the car window is like a moving observatory



You can have a 360° view in the slope car.

Observatory

Outline of observatory

Structure: Three-story building made of reinforced concrete
Total floor area: 590.16 m²
1st floor: Slope Car Tenbo-dai Station and Observatory Annex
2nd floor: Panoramic observatory and restaurant
3rd floor: Observation terrace
(Barrier-free facilities equipped with the multipurpose toilet)

Opening hours

From 10:00 until 20 minutes before the last operation of descending cable car

Days closed

Days when the cable cars are out of service

This is a panoramic observatory where you can have the whole view of the city. You can enjoy the magnificent and attractive scene having full of sense of the season from the observatory. Luminescent stones laid on its deck make a fantastic space during night. This facility is adjacent to the Slope Car Tenbo-dai Station and is used for various purposes such as rest house, restaurant, live event hole, and evacuation.



Spectacular playground at the top of the mountain Swings and slides are very popular.



A powerful stump of Kogo Cedar is exhibited. 200 years old with the height of 3.4 meters

Garden full of light during daytime, fantastic space during night.



There is a restaurant in the 2nd floor.


Kita-Kyushu city

Sarakurayama

■ Cable Car ■ Slope Car ■ Observatory



December 2024
Kitakyushu City.
"Japan's New Three Great
Night View Cities"
consecutive tournament
victories



In the Sky Dome
Lover's Sacred Place
Heart Monument




You can have the whole view of Kita-Kyushu city
where the history and future are blended.



Doukai Bay and
"Kukinoumi Fire Festival"



Night view and the moon



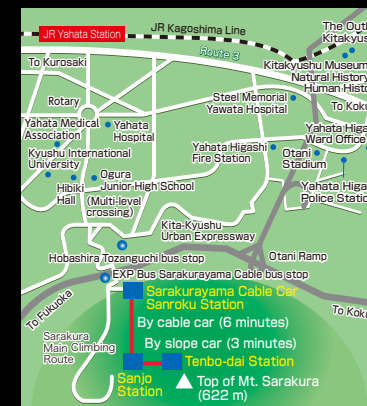
The cable cars are operated
early morning for first sunrise
on New Year's Day.

Everyone is deeply impressed by the overwhelming large panorama with a view angle of 20.0° from Mt. Sarakura at an altitude of 622m, the representative mountain of Kita-Kyushu. This mountain is adjacent to the Sea of Genkai, the Sea of Hibiki, and the Sea of Suo and widely expands in the east, west, and north directions. You can have the whole view of Kita-Kyushu city, million city where the mountain, sea, and towns are blended, including the Dokai Bay, the Kanmon Straits, and Kitakyushu Airport.

The secret of popularity is that this mountain has the altitudes for climbing mountain course but it takes only about 10 minutes to easily reach the top of mountain by riding on cable cars and transferring to slope cars.

Please enjoy the splendid panorama once at any price.

- April 2003 Recognized as one of the "Three Great Night Views of New Japan"
- July 2004 Certified as "Japan Night View Heritage"
- April 2015: "The summit of Mt. Sarakura" and "The night view of Mt. Sarakura" were selected as "Lover's Sanctuary"
- October 2021: "The Moon Seen from Mt. Sarakura" was recognized as "Japan 100 Famous Moons"



SARAKURA TOZAN RAILWAY Co.,Ltd.

(Commonly known as Sarakurayama Cable Car)

1481-1 Oaza Ogura, Yahata-Higashi-ku, Kita-Kyushu city, Fukuoka
TEL: +81-93-671-4761

Parking: "Hobashira-koen multistoried parking lot (municipal)"
around the Sanroku Station
(Paid / 178 units / Height limit 2.2m / Weight limit 2t or less)

* A separate parking lot is available for large vehicles.
1,000 yen/ 1 vehicle (To be reserved in advance.)

HP <https://www.sarakurayama-cablecar.co.jp>



- Cable car operation hour
April to October: 10:00 to 22:00 (last operation of ascending cable car: 21:20)
November to March: 10:00 to 20:00 (last operation of ascending cable car: 19:20)
*Slope cars are connected to the cable car station.
*Using a cable car and a slope car, it takes about 10 minutes to reach the top of Mt. Sarakura.
- Days out of service
Every Tuesday in principle (excluding holidays) and the five days from the first Monday through Friday in June (during the annual inspection)
*In addition to the above, there may be service suspensions due to disasters, inspections, or maintenance (please check the website).

Access

- Nearest Station: JR Yahata Station
It takes about 25 minutes on foot or about 5 minutes by car (taxi) from that station.
- Car:
About 5 minutes from the "Otani ramp" on the urban expressway.
- From the Kurosaki Area:
Get on the Nishitetsu bus for "No. 42 Nippon Steel Tobihata Gate" at the JR Kurosaki Station, get off at "Hobashira Tozan-guchi" bus stop, and walk for about 10 minutes.
- From the Kokura Area:
Get on the "Itoudu bus for Nishitetsu Tenjin Express Bus Terminal" at the JR Kokura Station, get off at "EXP Bus Sarakurayama Cable" bus stop, and walk for about one minute.
- From the Fukuoka Area:
Get on the "Itoudu bus for Kokura Station and Sunatsu" at the Nishitetsu Tenjin Express Bus Terminal, get off at "EXP Bus Sarakurayama Cable" bus stop, and walk for about two minutes.

Free shuttle bus

The shuttle bus is operated between JR Yahata Station and Sarakurayama Cable Car Sanroku Station on weekends and holidays. (Available on days when cable car is in service.)
* For the operating hours, check our HP.

Ten Billion Dollar Nightscape

